

# Label and Component Information

---

Version 4.0  
Effective November, 2008

The following document is provided for the information of all users of blood components supplied by the Australian Red Cross Blood Service (ARCBS).

In July 2008, ARCBS commenced a phased implementation of leucodepletion of 100% of red cells. Implementation was completed in October 2008. All platelet components have been leucodepleted since April 2008.

Version 4.0 of this document provides an updated list of current component codes as well as examples of labels on blood components. This information will assist in the configuration of your internal system and ensure you are able to continue receiving these products and components.

For detailed information on the blood components produced by ARCBS, please refer to the Blood Component Information (Circular of Information) booklet which contains a description of the blood collection process, method of manufacture, critical manufacturing steps, clinical indications for use and administration methods for each component. The Blood Component Information (BCI) is considered an extension of blood and component labels as the space on these labels is very limited. Printed copies of the BCI can be obtained by contacting your local Transfusion Medicine Services Team or, alternatively, can be downloaded from the ARCBS Transfusion Medicine website at [www.transfusion.com.au](http://www.transfusion.com.au).

# INDEX

---

## BARCODE INFORMATION

Codabar Characteristics	1
Additional information	2

## EXAMPLE LABELS

Red Cell	3
Red Cell (phenotyped)	4
Platelet	5

## LABEL CODE DESCRIPTORS

Unique Identifiers	6
Blood Group Codes	6
Components – Whole Blood	6
Components – Red Cells	6
Components – Platelets	7
Components – Clinical Plasma	8
Serum Eye Drops (Autologous)	8

## MODIFIERS

Explanation of Modifiers	9
--------------------------	---

## PACKING SLIPS

Packing Slip	10
Summary Packing Slip	11

## APPENDIX 1 12

Double apheresis platelet collections made into paediatric platelets

To request additional printed copies of this document, please contact your local Transfusion Medicine Services Team.

A copy of this kit can also be downloaded from the ARCBS Transfusion Medicine website

**[www.transfusion.com.au](http://www.transfusion.com.au)**

## National Blood Management System: BARCODE INFORMATION

---

All barcodes on the National Blood Management System (NBMS) blood component release label are Codabar with the following characteristics:

- **Component codes:** Start code "A0" plus 5-character numeric component code plus Stop Code "3B".
- **Blood group codes:** Start code "D" plus 3-character numeric blood group code plus Stop Code "B".
- **Label number:** Start code "A" plus 7-character donation number plus Stop Code "A". See below for details of its use.
- **Donation number codes:** Start code "D" plus 7-character donation number plus Stop Code "D".
- **Expiry date:** Start code "A" plus 8-character date number (DDMMYYYY) plus Stop Code "A". The eye readable portion also has the time (hh:mm) - this is not barcoded. This will be recorded as 23:59 for all components that have an expiry in days. The actual time of expiry (in hours and minutes) will be recorded for components that have an expiry measured in hours.

The time of expiry is calculated either from the collection time or the preparation time, depending on the component. A list of components for which the time of expiry is calculated from the time of preparation is provided in the table below. The time of expiry for all other components is calculated from the time of collection.

Components for which time of expiry is calculated from time of preparation.
Irradiated red cells Hyper concentrated components Deglycerolised components Red cells for intrauterine transfusion

The following information will be physically printed on the labels:

- **Label number.** This is the same as the donation number but the start and stop codes are different, namely "A" and "A". This number is used by the NBMS to identify the on demand printed label and it is scanned into the system along with the donation number to ensure the label has been placed on the correct pack. This number must always be the same as the donation number. Platelet pools have a unique donation number, linking back to the ABO identical donations in the pool.
- **Collection date in eye readable form only.** Note that platelet pools will have the preparation date (not the collection date); however the expiry date will be calculated from the earliest collection date of the components in the pool.

- **Blood group.** (ABO and Rh D) in text and barcode format.
- **Component name** in text and barcode format
- **Component volume** in mL - text only.
- **Storage temperature** - text only.
- **Modifiers** such as CMV, Low Anti-A/B and irradiation status - text only.
- **Phenotype results** if applicable. Text only.

If Underlined = Tested once on this donation.

If NOT Underlined = Tested historically (NOT on this donation).

If **BOLD** = Phenotyping has been confirmed by testing on 2 occasions on 2 different donations.

**Note:** Phenotype results are advisory only.

*Red Cells negative for the corresponding antigen(s) should be selected when the patient has a clinically significant antibody or has a history of a clinically significant antibody. The selected red cells should be crossmatched by an IAT technique.*

(ANZSBT Guidelines for Pretransfusion Laboratory Practice 5<sup>th</sup> Edition 2007)

The label will have the following additional information printed:

**Collected and processed by**  
Australian Red Cross  
**Blood Service**  
**For more information**  
**Telephone: 1300 13 60 13**

Donation tested and non-reactive for specified markers for HIV 1&2, Hepatitis B&C, HTLV and syphilis.

**TRANSFUSION INSTRUCTIONS**

- 1. PROPERLY IDENTIFY INTENDED RECIPIENT.**
- 2. DO NOT USE IF CONTENTS SHOW VISIBLE SIGNS OF DETERIORATION.**

**WARNING**

THIS PRODUCT MAY TRANSMIT INFECTIOUS AGENTS.  
SEE CIRCULAR OF INFORMATION FOR CAUTIONS AND INSTRUCTIONS.

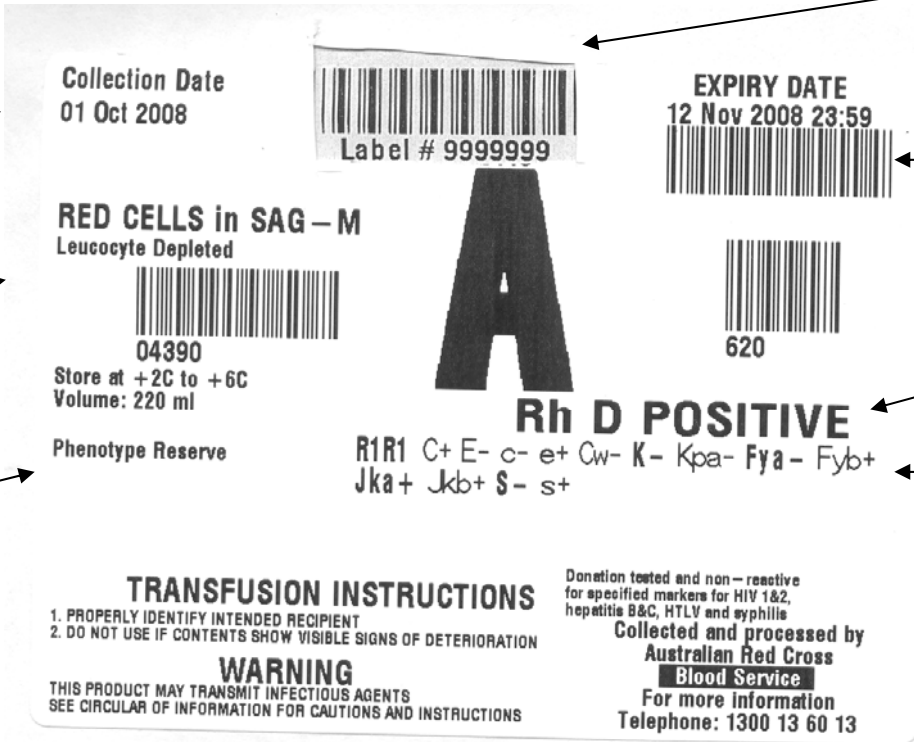
## National Blood Management System: EXAMPLE LABELS

### Red Cell

The diagram shows a rectangular label for a Red Cell component. It contains the following information:

- Collection Date:** 01 Oct 2008
- Unique identifier:** A barcode with the label number 9999999.
- Expiry date and time:** 12 Nov 2008 23:59, with a corresponding barcode.
- Component:** RED CELLS in SAG – M, Leucocyte Depleted.
- Specific details (Incl: Modifications):** A barcode with the number 04390.
- Storage:** Store at +2C to +6C, Volume: 259 ml.
- Blood Group:** Rh D POSITIVE, with a large 'O' and 'M+' symbol.
- Other details:** CMV Negative.
- Transfusion Instructions:** 1. PROPERLY IDENTIFY INTENDED RECIPIENT, 2. DO NOT USE IF CONTENTS SHOW VISIBLE SIGNS OF DETERIORATION.
- Warning:** THIS PRODUCT MAY TRANSMIT INFECTIOUS AGENTS. SEE CIRCULAR OF INFORMATION FOR CAUTIONS AND INSTRUCTIONS.
- Donation tested and non-reactive for specified markers for HIV 1&2, hepatitis B&C, HTLV and syphilis.**
- Collected and processed by:** Australian Red Cross Blood Service.
- Contact:** For more information Telephone: 1300 13 60 13.

## Red Cell (phenotyped)



**Collection Date**  
01 Oct 2008

**EXPIRY DATE**  
12 Nov 2008 23:59

**Label # 9999999**

**RED CELLS in SAG - M**  
Leucocyte Depleted

**A**

**Rh D POSITIVE**

**R1R1 C+ E- c- e+ Cw- K- Kpa- Fya- Fyb+ Jka+ Jkb+ S- s+**

**04390**

**620**

Store at +2C to +6C  
Volume: 220 ml

**Phenotype Reserve**

**TRANSFUSION INSTRUCTIONS**  
1. PROPERLY IDENTIFY INTENDED RECIPIENT  
2. DO NOT USE IF CONTENTS SHOW VISIBLE SIGNS OF DETERIORATION

**WARNING**  
THIS PRODUCT MAY TRANSMIT INFECTIOUS AGENTS  
SEE CIRCULAR OF INFORMATION FOR CAUTIONS AND INSTRUCTIONS

Donation tested and non-reactive for specified markers for HIV 1&2, hepatitis B&C, HTLV and syphilis

**Collected and processed by Australian Red Cross Blood Service**  
For more information  
Telephone: 1300 13 60 13

Collection date

Component

Specific details (Incl: Modifications)

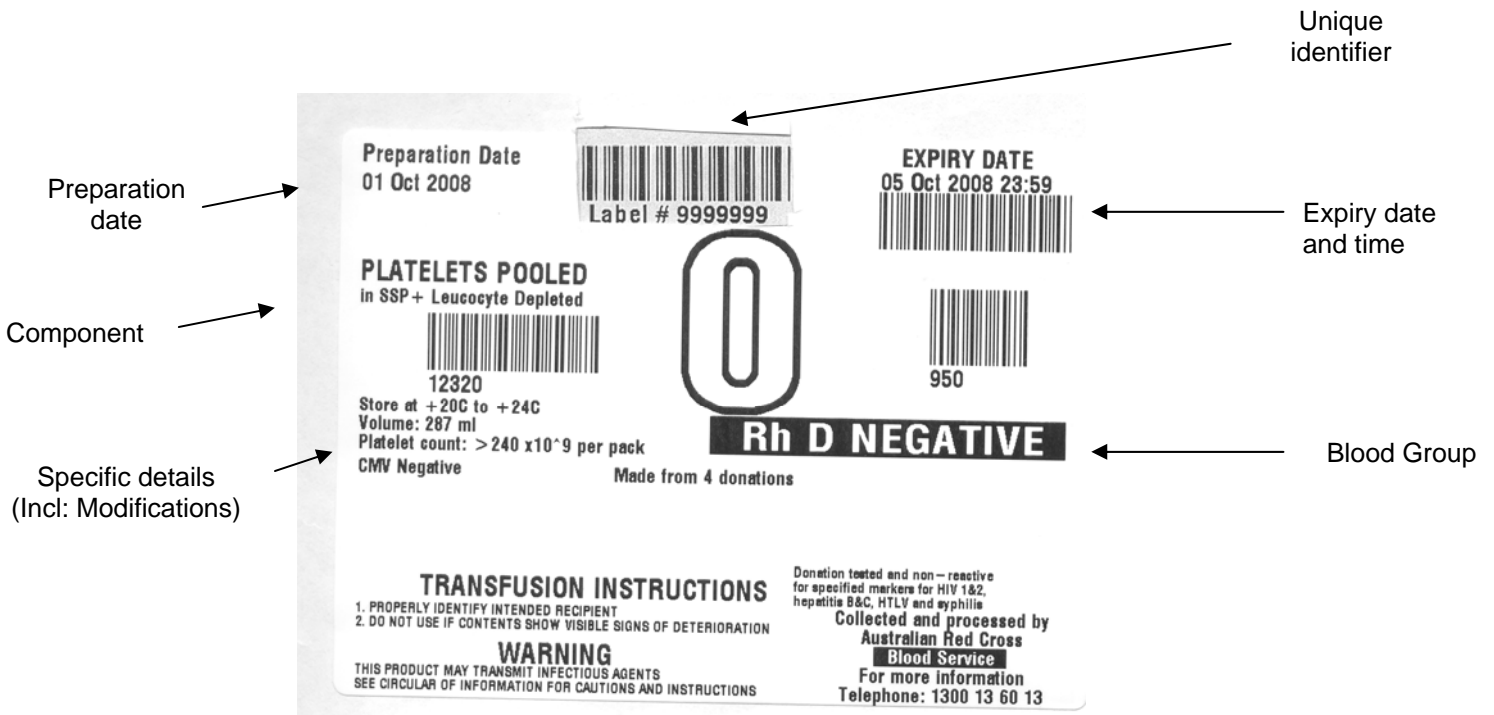
Unique identifier

Expiry date and time

Blood Group

Red cell phenotype

## Platelet



NBMS (Progesa) Barcode		
start code	component code	stop code

UNIQUE IDENTIFIERS			
Donation number (on pack)	D		D
Donation number (on label)	A		A

BLOOD GROUP CODES			
O Rh D POSITIVE	D	510	B
O Rh D NEGATIVE	D	950	B
A Rh D POSITIVE	D	620	B
A Rh D NEGATIVE	D	060	B
B Rh D POSITIVE	D	730	B
B Rh D NEGATIVE	D	170	B
AB Rh D POSITIVE	D	840	B
AB Rh D NEGATIVE	D	280	B
Oh Rh D POSITIVE	D	520	B
Oh Rh D NEGATIVE	D	960	B

COMPONENTS - WHOLE BLOOD			
Fresh Whole Blood Leucodepleted	A0	00156	3B

COMPONENTS - RED CELLS			
RED CELLS in SAG-M 1 of 4 Leucocyte depleted	A0	34381	3B
RED CELLS in SAG-M 2 of 4 Leucocyte depleted	A0	34382	3B
RED CELLS in SAG-M 3 of 4 Leucocyte depleted	A0	34383	3B
RED CELLS in SAG-M 4 of 4 Leucocyte depleted	A0	34384	3B
RED CELLS in SAG-M Leucocyte depleted	A0	04390	3B
RED CELLS Leucocyte Depleted Washed in SAG-M	A0	04880	3B
RED CELLS Deglycerolised	A0	06400	3B

	NBMS (Progesa) Barcode		
	start code	component code	stop code
<b>COMPONENTS - OTHER CELLULAR</b>			
PLATELETS Apheresis Leucocyte Depleted	A0	12610	3B
PLATELETS 1 of 2 Apheresis Leucocyte Depleted	A0	12611	3B
PLATELETS 2 of 2 Apheresis Leucocyte Depleted	A0	12612	3B
PLATELETS POOLED in SSP+ Leucocyte Depleted	A0	12320	3B
PLATELETS Apheresis in SSP+ Leucocyte Depleted	A0	12310	3B
PLATELETS 1 of 2 Apheresis in SSP+ Leucocyte Depleted	A0	12311	3B
PLATELETS 2 of 2 Apheresis in SSP+ Leucocyte Depleted	A0	12312	3B
PLATELETS 1of 4 Apheresis Paediatric Leucocyte Depleted	A0	32641	3B
PLATELETS 2 of 4 Apheresis Paediatric Leucocyte Depleted	A0	32642	3B
PLATELETS 3 of 4 Apheresis Paediatric Leucocyte Depleted	A0	32643	3B
PLATELETS 4 of 4 Apheresis Paediatric Leucocyte Depleted	A0	32644	3B
PLATELETS 1 of 4 Apheresis Paediatric Leucocyte Depleted	A0	32645	3B
PLATELETS 2 of 4 Apheresis Paediatric Leucocyte Depleted	A0	32646	3B
PLATELETS 3 of 4 Apheresis Paediatric Leucocyte Depleted	A0	32647	3B
PLATELETS 4 of 4 Apheresis Paediatric Leucocyte Depleted	A0	32648	3B

NBMS (Progesa) Barcode		
start code	component code	stop code

COMPONENTS - CLINICAL PLASMA			
CRYOPRECIPITATE	A0	10100	3B
CRYOPRECIPITATE Apheresis	A0	10110	3B
FRESH FROZEN PLASMA	A0	18200	3B
FRESH FROZEN PLASMA Apheresis	A0	18210	3B
FRESH FROZEN PLASMA 1 of 2 Apheresis	A0	18211	3B
FRESH FROZEN PLASMA 2 of 2 Apheresis	A0	18212	3B
FRESH FROZEN PLASMA Paediatric 1 of 4	A0	18241	3B
FRESH FROZEN PLASMA Paediatric 2 of 4	A0	18242	3B
FRESH FROZEN PLASMA Paediatric 3 of 4	A0	18243	3B
FRESH FROZEN PLASMA Paediatric 4 of 4	A0	18244	3B
CRYO-DEPLETED PLASMA	A0	18400	3B
CRYO-DEPLETED PLASMA Apheresis	A0	18410	3B

SERUM EYE DROPS (Autologous)			
SERUM EYE DROPS in Saline Part 1 of 6	A0	20091	3B
SERUM EYE DROPS in Saline Part 2 of 6	A0	20092	3B
SERUM EYE DROPS in Saline Part 3 of 6	A0	20093	3B
SERUM EYE DROPS in Saline Part 4 of 6	A0	20094	3B
SERUM EYE DROPS in Saline Part 5 of 6	A0	20095	3B
SERUM EYE DROPS in Saline Part 6 of 6	A0	20096	3B

## National Blood Management System: MODIFIERS

Modifier Text	Explanation
Irradiated	The component has been irradiated and the expiry has been reduced to 14 days post-irradiation. The component will also have a RADSURE label to indicate that irradiation was performed.
Irradiated NEONATAL	The component has been ordered for a neonatal transfusion and has been irradiated. The expiry has been reduced to 48 hours post-irradiation. The component will also have a RADSURE label to indicate that irradiation was performed.
Hyper concentrated	The supernatant has been removed from the red cell component and the expiry reduced to 48 hours post-hyper concentration.
Hyper concentrated Platelets	The supernatant has been removed from the platelet component and the expiry reduced to 6 hours post-hyper concentration.
Directed	A directed component is one that has been collected from a selected donor known to the patient, usually a close relative of the patient. The component is reserved for that patient. Such components are always irradiated. They will also have a blue label with the patient details attached.
Hyper concentrated/Irradiated	The supernatant has been removed and the component has been irradiated. The expiry is reduced to 24 hours post-hyperconcentration/Irradiation.
Irradiated for IUT	The component has been ordered for an intrauterine transfusion and has been irradiated. The expiry is reduced to 24 hours post-irradiation.
For Intrauterine transfusion	The component has been ordered for an Intrauterine transfusion. Therefore the expiry has been reduced to 48 hours post-application of the modifier (eg. washing).
CMV Negative	The originating donor sample/donation has been tested for CMV antibody and is negative.
Not NAT Tested	Due to extenuating circumstances, (e.g. machine failure or specific clinical demand) this component has been released without nucleic acid technology (NAT) testing being performed. A disclaimer form will accompany these components.
Low Anti-T	The originating donor sample/donation has been tested and Anti-T was not detected.
IgA Deficient	The originating donor sample/donation has been tested and is IgA deficient.
Suitable for Research	The component is deemed unsuitable for clinical use, but may be used for research purposes. (Note that this will never be issued to a clinical customer for transfusion).
Secretor Plasma Le(b+)	The component is from a Le (a-b+) donor and, as such, is suitable for absorption of Lewis antibodies. Suitable for transfusion.
Not for Neonatal use	The component has been deemed unsuitable for neonatal use due to the presence of red cell antibodies (low titre only). It should not be transfused to a neonate.
Phenotype Reserve	The originating donor sample/donation or previous testing of donor has had an extended phenotype performed and forms part of a panel of cells reserved for patients with antibodies or where antigen negative blood is otherwise specifically required.
Low Anti-A/B	The originating donor sample/donation has low levels of Anti A, B haemolysins.
Autol release - See disclaimer	This autologous component has tested positive for one or more viral markers but has been released upon request by the patient's physician. A disclaimer form will accompany these components.

## National Blood Management System: PACKING SLIP

ARCBS Adelaide  
NUMBER

ISSUING ARCBS DEPOT, ADDRESS & TELEPHONE

Tel

ISSUE NUMBER

NUMBER 10041065

CUSTOMER NAME

-1-

CUSTOMER ADDRESS

Date and time : 19/10/08 - 12:04

Facility : Customer One (CUST01)

: Customer One's Address

:  
:

Order ref. :

ORDER NUMBER : 00000004

ORDERED : 21

TOTAL NUMBER OF COMPONENTS & PRODUCT

ORDERED

AGREED : 21

TOTAL NUMBER ARCBS IS ABLE TO SUPPLY

STATUS : Completed

STATUS OF THE ORDER

Red Cells in SAG M LD (04390)

COMPONENT NAME & CODE

Supp	! Donation No/ Lot	! Abo	! Uni.	! Qty	! Expired on	! EXPIRY TIME	! Modifiers	! Vol
5700	! 9000031	! O +	!	! 1	! 23/11/2008	! 23:59	!	! 280
5700	! 8000031	! O +	!	! 1	! 23/11/2008	! 23:59	!	! 280
5700	! 1000045	! A +	!	! 1	! 23/11/2008	! 23:59	!	! 280
5700	! 2000045	! A +	!	! 1	! 23/11/2008	! 23:59	!	! 280

COLLECTION CENTRE CODE

UNIT VOLUME

Platelets Pooled Leucodepleted in SSP+ (12320)

MODIFIERS Eg. IRRADIATION / CMV-

Supp	! Donation No/ Lot	! Abo	! Uni.	! Qty	! Expired on	! EXPIRY TIME	! Modifiers	! Vol
5600	! 1000004	! O -	!	! 1	! 22/10/2008	! 23:59	! IRRAD CMV NEG	!
86								
5600	! 2000004	! O -	!	! 1	! 22/10/2008	! 23:59	! IRRAD CMV NEG	!
77								

Albumex 4 500 mL (34502)

Supp	! Donation No/ Lot	! Abo	! Uni.	! Qty	! Expired on	! EXPIRY TIME	! Modifiers	! Vol
0029	! 34502000030	!	!	! 10	! 19/05/2009	!	!	!

CSL PRODUCT  
BATCH NUMBER

## National Blood Management System: PACKING SLIP (Summary)

ARCBS Adelaide

Tel

NUMBER 10041065

-2-

Date and time : 19/10/08 - 12:04

Facility : Customer One (CUST01)

: Customer One's Address

:

:

Order ref. :

ORDER NUMBER : 00000004

ORDERED : 21

AGREED : 21

STATUS : Completed

*ORDER SUMMARY*

TOTAL ISSUES

		<i>ORDER SUMMARY</i>					
		↓					
		+-----+					
		! A + ! O + ! O - ! Qty ! Vol !					
		+-----+					
! 04390 /	- Red Cells in SAG M LD	! 2 !	! 2 !	! 4 !	! 1120!		
! 12320 /	- Platelets Pooled LD SSP+	! !	! 2 !	! 2 !	! 163!		
! 18200 /	- FFP	! 5 !	! !	! 5 !	! 1422!		
! 34502 /	- Albumex 4 500 mL	! !	! !	! 10 !	! 0!		
! 20001 /	- CMV Negative	! !	! !	! 2 !	! 163!		
		+-----+					

Signature

D.Training DIS Supervisor 1

Signature of the person who issued components

*NUMBER OF PRODUCTS  
WITH THIS MODIFIER*

**Appendix 1.**

**Australian Red Cross Blood Service  
 Paediatric Apheresis Platelets  
 Double bag collections made into paediatric packs**

ARCBS provides HLA or HPA-matched platelets from donations provided by single donors and collected by apheresis. In some cases, if the donor's platelet count is high enough at the time of donation, two bags can be collected from a single donor. In some circumstances each of the two collections can split into four paediatric packs resulting in eight packs with the same donation **number**.

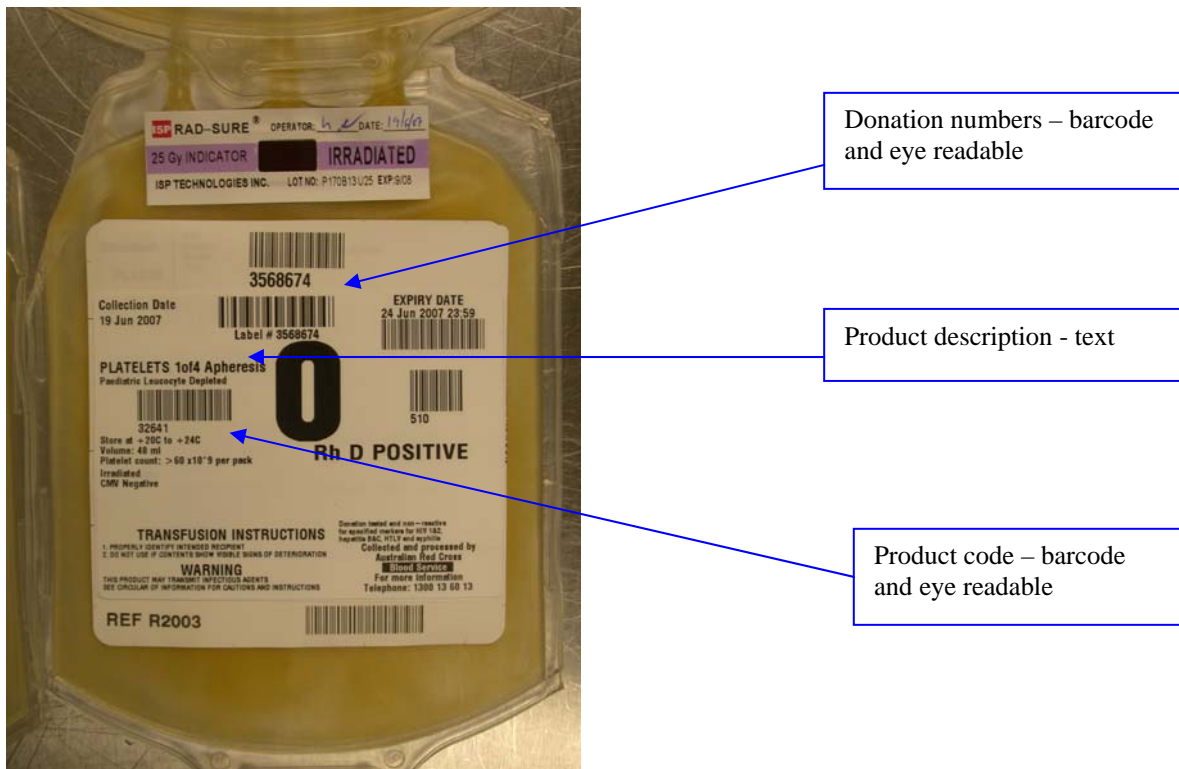
All blood component bags are uniquely identified by a combination of the donation number and the product code. For example, a whole blood donation may be made into FFP and red cells both will have the same donation number but they will have different product codes.

For a double apheresis platelet collection, each bag is labelled with the same donation number but the product code and the product description are different, e.g.

Donation Number:	1234567	1234567
Product Code:	12011	12012
Product Description:	Platelets 1 of 2	Platelets 2 of 2

When these double bag collections are further broken down to paediatric packs, the donation number will be the same on all eight packs and the product description on both sets of four will be the same (Platelets 1 of 4 Apheresis, Platelets 2 of 4 Apheresis, etc.) **however each pack will have a unique product code (32641 through to 32648). This is also represented in the product code barcode. These product codes in conjunction with the donation number ensure each bag is uniquely identifiable.**

It is uncommon for both packs of a double collection to be split into paediatric packs, unless there is a special requirement e.g. HLA compatible platelets.



Donation numbers – barcode and eye readable

Product description - text

Product code – barcode and eye readable